


MAXIBLOCK CABLE GLANDS 4900

CERTIFICATES 

 2014/34/EU

MAXIBLOCK CABLE GLANDS 4900


Technical characteristics

Material (Body)	Polyamide PA6
Material (Sealing ring)	Neoprene®
UL94 class	V2
Max application temperature	167 °F
Min application temperature	-4 °F
IP protection	65

MAXIBLOCK CABLE GLANDS 4900

List of products

4900 Pg



Type	Thread	Fixing hole diameter	Minimum diameter of clamping	Maximum diameter of clamping	Opening key (for the head)	Thread height	Minimum width of clamping	Maximum width of clamping	Color	Pack qty
4900.07	Pg7	0.5 in.	0.14 in.	0.26 in.	0.59 in.	0.31 in.	0.71 in.	0.87 in.	Grey RAL 7035	100
4900.09	Pg9	0.61 in.	0.26 in.	0.31 in.	0.75 in.	0.31 in.	0.87 in.	1.02 in.	Grey RAL 7035	100
4900.11	Pg11	0.74 in.	0.31 in.	0.39 in.	0.87 in.	0.31 in.	0.91 in.	1.1 in.	Grey RAL 7035	100
4900.13	Pg13,5	0.81 in.	0.35 in.	0.47 in.	0.94 in.	0.35 in.	0.94 in.	1.14 in.	Grey RAL 7035	100
4900.16	Pg16	0.89 in.	0.39 in.	0.55 in.	1.06 in.	0.39 in.	1.02 in.	1.22 in.	Grey RAL 7035	50
4900.21	Pg21	1.12 in.	0.55 in.	0.71 in.	1.3 in.	0.47 in.	1.18 in.	1.38 in.	Grey RAL 7035	50
4900.29	Pg29	1.46 in.	0.71 in.	0.87 in.	1.65 in.	0.47 in.	1.3 in.	1.54 in.	Grey RAL 7035	25
4900.36	Pg36	1.86 in.	0.87 in.	1.26 in.	2.09 in.	0.55 in.	1.65 in.	1.93 in.	Grey RAL 7035	10
4900.42	Pg42	2.13 in.	1.1 in.	1.5 in.	2.36 in.	0.55 in.	1.65 in.	1.97 in.	Grey RAL 7035	5
4900.48	Pg48	2.36 in.	1.5 in.	1.89 in.	2.6 in.	0.59 in.	1.77 in.	2.17 in.	Grey RAL 7035	5

4901 M


Type	Thread	Fixing hole diameter	Minimum diameter of clamping	Maximum diameter of clamping	Opening key (for the head)	Thread height	Minimum width of clamping	Maximum width of clamping	Color	Pack qty
4901.M12	M12X1,5	0.48 in.	0.14 in.	0.26 in.	0.59 in.	0.59 in.	0.71 in.	0.87 in.	Grey RAL 7035	100
4901.M16	M16X1,5	0.64 in.	0.26 in.	0.39 in.	0.75 in.	0.59 in.	0.87 in.	1.06 in.	Grey RAL 7035	100
4901.M20	M20X1,5	0.81 in.	0.35 in.	0.51 in.	0.98 in.	0.59 in.	0.55 in.	1.18 in.	Grey RAL 7035	50
4901.M25	M25X1,5	1 in.	0.43 in.	0.67 in.	1.18 in.	0.59 in.	1.18 in.	1.61 in.	Grey RAL 7035	50
4901.M32	M32X1,5	1.28 in.	0.63 in.	0.83 in.	1.42 in.	0.59 in.	1.3 in.	1.73 in.	Grey RAL 7035	25
4901.M40	M40X1,5	1.59 in.	0.83 in.	1.1 in.	1.81 in.	0.71 in.	1.42 in.	1.77 in.	Grey RAL 7035	10
4901.M50	M50X1,5	1.99 in.	1.06 in.	1.38 in.	2.17 in.	0.71 in.	1.69 in.	2.05 in.	Grey RAL 7035	5
4901.M63	M63X1,5	2.52 in.	1.38 in.	1.65 in.	2.6 in.	0.71 in.	1.77 in.	2.17 in.	Grey RAL 7035	5

4901 Pg



Type	Thread	Fixing hole diameter	Minimum diameter of clamping	Maximum diameter of clamping	Opening key (for the head)	Thread height	Minimum width of clamping	Maximum width of clamping	Color	Pack qty
4901.07	Pg7	0.5 in.	0.14 in.	0.26 in.	0.59 in.	0.59 in.	0.71 in.	0.87 in.	Grey RAL 7035	100
4901.09	Pg9	0.61 in.	0.26 in.	0.31 in.	0.75 in.	0.59 in.	0.87 in.	1.02 in.	Grey RAL 7035	100
4901.11	Pg11	0.74 in.	0.31 in.	0.39 in.	0.87 in.	0.59 in.	0.91 in.	1.1 in.	Grey RAL 7035	100
4901.13	Pg13,5	0.81 in.	0.35 in.	0.47 in.	0.94 in.	0.59 in.	0.94 in.	1.14 in.	Grey RAL 7035	100
4901.16	Pg16	0.89 in.	0.39 in.	0.55 in.	1.06 in.	0.59 in.	1.02 in.	1.22 in.	Grey RAL 7035	50
4901.21	Pg21	1.12 in.	0.55 in.	0.71 in.	1.3 in.	0.59 in.	1.18 in.	1.38 in.	Grey RAL 7035	50
4901.29	Pg29	1.46 in.	0.71 in.	0.87 in.	1.65 in.	0.59 in.	1.3 in.	1.54 in.	Grey RAL 7035	25
4901.36	Pg36	1.86 in.	0.87 in.	1.26 in.	2.09 in.	0.71 in.	1.65 in.	1.93 in.	Grey RAL 7035	10
4901.42	Pg42	2.13 in.	1.1 in.	1.5 in.	2.36 in.	0.71 in.	1.65 in.	1.97 in.	Grey RAL 7035	5
4901.48	Pg48	2.36 in.	1.5 in.	1.77 in.	2.6 in.	0.71 in.	1.77 in.	2.17 in.	Grey RAL 7035	5