


MAXIBRASS CABLE GLANDS 2900

Nickel Plated Brass



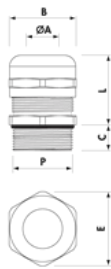
CERTIFICATES 

 BT 2014/35/EU

MAXIBRASS CABLE GLANDS 2900

Technical characteristics


Material (Body)	Nickel plated brass
Material (Sealing ring)	Neoprene®
Material (Cable grip insert)	Polyamide PA6.6
Material (O-Ring)	Nitrile 70 sh A
Max operating temperature range	212 °F
Min operating temperature range	-13 °F



MAXIBRASS CABLE GLANDS 2900

List of products

2900 M




Type	P	Fixing hole diameter	ØA Min	ØA Max	B	E	C	L Min	L Max	Pack qty
2900.M12N	M12X1,5	0.48 in.	0.12 in.	0.28 in.	0.63 in.	0.71 in.	0.26 in.	0.63 in.	0.79 in.	100
2900.M16N	M16X1,5	0.64 in.	0.18 in.	0.39 in.	0.79 in.	0.91 in.	0.28 in.	0.79 in.	0.98 in.	100
2900.M20N	M20X1,5	0.81 in.	0.28 in.	0.51 in.	0.94 in.	1.06 in.	0.31 in.	0.79 in.	1.06 in.	50
2900.M25N	M25X1,5	1 in.	0.39 in.	0.67 in.	1.14 in.	1.26 in.	0.31 in.	0.94 in.	1.18 in.	50
2900.M32N	M32X1,5	1.28 in.	0.43 in.	0.83 in.	1.42 in.	1.57 in.	0.35 in.	1.06 in.	1.34 in.	25
2900.M40N	M40X1,5	1.59 in.	0.75 in.	1.1 in.	1.77 in.	1.97 in.	0.35 in.	1.34 in.	1.65 in.	10
2900.M50N	M50X1,5	1.99 in.	1.02 in.	1.38 in.	2.13 in.	2.36 in.	0.39 in.	1.38 in.	1.69 in.	8
2900.M63N	M63X1,5	2.52 in.	1.34 in.	1.77 in.	2.64 in.	2.91 in.	0.59 in.	1.57 in.	2.05 in.	5

2910 M



Type	P	Fixing hole diameter	ØA Min	ØA Max	B	E	C	L Min	L Max	Pack qty
2910.M12N	M12X1,5	0.48 in.	0.04 in.	0.2 in.	0.63 in.	0.71 in.	0.26 in.	0.63 in.	0.79 in.	100
2910.M16N	M16X1,5	0.64 in.	0.1 in.	0.28 in.	0.79 in.	0.91 in.	0.28 in.	0.79 in.	0.98 in.	100
2910.M20N	M20X1,5	0.81 in.	0.2 in.	0.39 in.	0.94 in.	1.06 in.	0.31 in.	0.79 in.	1.06 in.	50
2910.M25N	M25X1,5	1 in.	0.24 in.	0.51 in.	1.14 in.	1.26 in.	0.31 in.	0.94 in.	1.18 in.	50
2910.M32N	M32X1,5	1.28 in.	0.28 in.	0.55 in.	1.42 in.	1.57 in.	0.35 in.	1.06 in.	1.34 in.	25
2910.M40N	M40X1,5	1.59 in.	0.51 in.	0.91 in.	1.77 in.	1.97 in.	0.35 in.	1.34 in.	1.65 in.	10
2910.M50N	M50X1,5	1.99 in.	0.79 in.	1.14 in.	2.13 in.	2.36 in.	0.39 in.	1.38 in.	1.69 in.	8
2910.M63N	M63X1,5	2.52 in.	1.06 in.	1.54 in.	2.64 in.	2.91 in.	0.59 in.	1.57 in.	2.05 in.	5

2901 M



Type	P	Fixing hole diameter	ØA Min	ØA Max	B	E	C	L Min	L Max	Pack qty
2901.M12N	M12X1,5	0.48 in.	0.12 in.	0.28 in.	0.63 in.	0.71 in.	0.47 in.	0.63 in.	0.79 in.	100
2901.M16N	M16X1,5	0.64 in.	0.18 in.	0.39 in.	0.79 in.	0.91 in.	0.47 in.	0.79 in.	0.98 in.	100
2901.M20N	M20X1,5	0.81 in.	0.28 in.	0.51 in.	0.94 in.	1.06 in.	0.47 in.	0.79 in.	1.06 in.	50
2901.M25N	M25X1,5	1 in.	0.39 in.	0.67 in.	1.14 in.	1.26 in.	0.47 in.	0.94 in.	1.18 in.	50
2901.M32N	M32X1,5	1.28 in.	0.43 in.	0.83 in.	1.42 in.	1.57 in.	0.59 in.	1.06 in.	1.34 in.	25
2901.M40N	M40X1,5	1.59 in.	0.75 in.	1.1 in.	1.77 in.	1.97 in.	0.59 in.	1.34 in.	1.65 in.	10
2901.M50N	M50X1,5	1.99 in.	1.02 in.	1.38 in.	2.13 in.	2.36 in.	0.59 in.	1.38 in.	1.69 in.	8

2911 M



Type	P	Fixing hole diameter	ØA Min	ØA Max	B	E	C	L Min	L Max	Pack qty
2911.M12N	M12X1,5	0.48 in.	0.04 in.	0.2 in.	0.63 in.	0.71 in.	0.47 in.	0.63 in.	0.79 in.	100
2911.M16N	M16X1,5	0.64 in.	0.1 in.	0.28 in.	0.79 in.	0.91 in.	0.47 in.	0.79 in.	0.98 in.	100
2911.M20N	M20X1,5	0.81 in.	0.2 in.	0.39 in.	0.94 in.	1.06 in.	0.47 in.	0.79 in.	1.06 in.	50
2911.M25N	M25X1,5	1 in.	0.24 in.	0.51 in.	1.14 in.	1.26 in.	0.47 in.	0.94 in.	1.18 in.	50
2911.M32N	M32X1,5	1.28 in.	0.28 in.	0.55 in.	1.42 in.	1.57 in.	0.59 in.	1.06 in.	1.34 in.	25
2911.M40N	M40X1,5	1.59 in.	0.51 in.	0.91 in.	1.77 in.	1.97 in.	0.59 in.	1.34 in.	1.65 in.	10
2911.M50N	M50X1,5	1.99 in.	0.79 in.	1.14 in.	2.13 in.	2.36 in.	0.59 in.	1.38 in.	1.69 in.	8

2900 Pg



Type	P	Fixing hole diameter	ØA Min	ØA Max	B	E	C	L Min	L Max	Pack qty
2900.07N	Pg7	0.5 in.	0.12 in.	0.28 in.	0.63 in.	0.71 in.	0.2 in.	0.63 in.	0.79 in.	100
2900.09N	Pg9	0.61 in.	0.16 in.	0.31 in.	0.67 in.	0.75 in.	0.24 in.	0.67 in.	0.91 in.	100
2900.11N	Pg11	0.74 in.	0.18 in.	0.39 in.	0.79 in.	0.91 in.	0.24 in.	0.79 in.	0.98 in.	100
2900.13N	Pg13,5	0.81 in.	0.2 in.	0.47 in.	0.87 in.	0.98 in.	0.26 in.	0.79 in.	1.02 in.	50
2900.16N	Pg16	0.89 in.	0.28 in.	0.51 in.	0.94 in.	1.06 in.	0.26 in.	0.79 in.	1.06 in.	50
2900.21N	Pg21	1.12 in.	0.39 in.	0.67 in.	1.18 in.	1.3 in.	0.28 in.	0.94 in.	1.18 in.	50
2900.29N	Pg29	1.46 in.	0.67 in.	0.98 in.	1.57 in.	1.77 in.	0.31 in.	1.18 in.	1.46 in.	25
2900.36N	Pg36	1.86 in.	0.79 in.	1.26 in.	1.97 in.	2.17 in.	0.31 in.	1.5 in.	1.89 in.	10
2900.42N	Pg42	2.13 in.	1.1 in.	1.5 in.	2.24 in.	2.48 in.	0.39 in.	1.54 in.	1.89 in.	5
2900.48N	Pg48	2.36 in.	1.34 in.	1.77 in.	2.64 in.	2.91 in.	0.59 in.	1.57 in.	2.05 in.	5

2910 Pg



Type	P	Fixing hole diameter	ØA Min	ØA Max	B	E	C	L Min	L Max	Pack qty
2910.07N	Pg7	0.5 in.	0.04 in.	0.2 in.	0.63 in.	0.71 in.	0.2 in.	0.63 in.	0.79 in.	100
2910.09N	Pg9	0.61 in.	0.08 in.	0.24 in.	0.67 in.	0.75 in.	0.24 in.	0.67 in.	0.91 in.	100
2910.11N	Pg11	0.74 in.	0.1 in.	0.28 in.	0.79 in.	0.91 in.	0.24 in.	0.79 in.	0.98 in.	100
2910.13N	Pg13,5	0.81 in.	0.16 in.	0.39 in.	0.87 in.	0.98 in.	0.26 in.	0.79 in.	1.02 in.	50
2910.16N	Pg16	0.89 in.	0.2 in.	0.39 in.	0.94 in.	1.06 in.	0.26 in.	0.79 in.	1.06 in.	50
2910.21N	Pg21	1.12 in.	0.24 in.	0.51 in.	1.18 in.	1.3 in.	0.28 in.	0.94 in.	1.18 in.	50
2910.29N	Pg29	1.46 in.	0.43 in.	0.79 in.	1.57 in.	1.77 in.	0.31 in.	1.18 in.	1.46 in.	25
2910.36N	Pg36	1.86 in.	0.71 in.	1.02 in.	1.97 in.	2.17 in.	0.31 in.	1.5 in.	1.89 in.	10
2910.42N	Pg42	2.13 in.	0.94 in.	1.22 in.	2.24 in.	2.48 in.	0.39 in.	1.54 in.	1.89 in.	5
2910.48N	Pg48	2.36 in.	1.06 in.	1.54 in.	2.64 in.	2.91 in.	0.59 in.	1.57 in.	2.05 in.	5

2901 Pg

Type	P	Fixing hole diameter	ØA Min	ØA Max	B	E	C	L Min	L Max	Pack qty
2901.07N	Pg7	0.5 in.	0.12 in.	0.28 in.	0.63 in.	0.71 in.	0.47 in.	0.67 in.	0.79 in.	100
2901.09N	Pg9	0.61 in.	0.16 in.	0.31 in.	0.67 in.	0.75 in.	0.47 in.	0.63 in.	0.91 in.	100
2901.11N	Pg11	0.74 in.	0.18 in.	0.39 in.	0.79 in.	0.91 in.	0.47 in.	0.79 in.	0.98 in.	100
2901.13N	Pg13,5	0.81 in.	0.2 in.	0.47 in.	0.87 in.	0.98 in.	0.47 in.	0.79 in.	1.02 in.	50
2901.16N	Pg16	0.89 in.	0.28 in.	0.51 in.	0.94 in.	1.06 in.	0.47 in.	0.79 in.	1.06 in.	50
2901.21N	Pg21	1.12 in.	0.39 in.	0.67 in.	1.18 in.	1.3 in.	0.47 in.	0.94 in.	1.18 in.	50
2901.29N	Pg29	1.46 in.	0.67 in.	0.98 in.	1.57 in.	1.77 in.	0.59 in.	1.18 in.	1.46 in.	25
2901.36N	Pg36	1.86 in.	0.79 in.	1.26 in.	1.97 in.	2.17 in.	0.59 in.	1.5 in.	1.89 in.	10
2901.42N	Pg42	2.13 in.	1.1 in.	1.5 in.	2.24 in.	2.48 in.	0.59 in.	1.54 in.	1.89 in.	5

2911 Pg



Type	P	Fixing hole diameter	ØA Min	ØA Max	B	E	C	L Min	L Max	Pack qty
2911.07N	Pg7	0.5 in.	0.04 in.	0.2 in.	0.63 in.	0.71 in.	0.47 in.	0.63 in.	0.79 in.	100
2911.09N	Pg9	0.61 in.	0.08 in.	0.24 in.	0.67 in.	0.75 in.	0.47 in.	0.67 in.	0.91 in.	100
2911.11N	Pg11	0.74 in.	0.1 in.	0.28 in.	0.79 in.	0.91 in.	0.47 in.	0.79 in.	0.98 in.	100
2911.13N	Pg13,5	0.81 in.	0.16 in.	0.39 in.	0.87 in.	0.98 in.	0.47 in.	0.79 in.	1.02 in.	50
2911.16N	Pg16	0.89 in.	0.2 in.	0.39 in.	0.94 in.	1.06 in.	0.47 in.	0.79 in.	1.06 in.	100
2911.21N	Pg21	1.12 in.	0.24 in.	0.51 in.	1.18 in.	1.3 in.	0.47 in.	0.94 in.	1.18 in.	50
2911.29N	Pg29	1.46 in.	0.43 in.	0.79 in.	1.57 in.	1.77 in.	0.59 in.	1.18 in.	1.46 in.	25
2911.36N	Pg36	1.86 in.	0.71 in.	1.02 in.	1.97 in.	2.17 in.	0.59 in.	1.5 in.	1.89 in.	10
2911.42N	Pg42	2.13 in.	0.94 in.	1.22 in.	2.24 in.	2.48 in.	0.59 in.	1.54 in.	1.89 in.	5