

COLOR CODED COPPER CRIMPING LUGS CL-D

double hole long barrel for copper conductors

are manufactured from electrolytic copper tube Cu-OF CW008A conform to UNI EN 13600 for use in heavy duty application.

The dimensions of the tube are designed to obtain the most efficient electrical conductivity and mechanical strength to resist vibration and pull out. Cembre lugs are annealed to guarantee optimum ductility which is an absolute necessity for connectors which will have to withstand the severe deformation arising when compressed and any bending of the palm during installation.

In applications subject to vibration, terminals have to perform a reliable connection, the annealing process plays a vital role in avoiding cracking or breaks between the barrel and palm.


The long barrel provides better mechanical pull-out strength. Lugs are electrolytically tinplated to avoid oxidization.

The tongue is clearly marked with wire size and die index for Cembre tools. **UL listed for US and Canada per UL486A up to 35 KV.**

CL series lugs are an important part of Cembre crimping systems for power carrying conductors. Cembre technicians are available to provide technical advice as required.
Please consult Cembre for products not listed.



CERTIFICATES 

 2011/65/EU

COLOR CODED COPPER CRIMPING LUGS **CL-D**

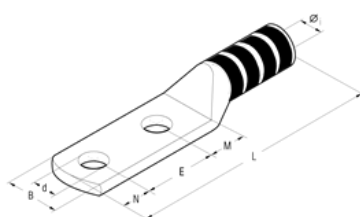
Technical characteristics

Material (Body)

ETP Copper electrolytically tinned


Material (Fixing)


ETP Copper electrolytically tinned




COLOR CODED COPPER CRIMPING LUGS CL-D

List of products

CL8-D Cable type: copper, Maximum section: 8 AWG										
Color										Red
										
Type	Ø Stud in.	Øi	B	M	E	N	L	d	Pack qty	Min. pack qty
CL8-D14	1/4	0.18 in.	0.43 in.	0.28 in.	5/8	0.24 in.	2.09 in.	0.25 in.	400	50
CL8-D141	1/4	0.18 in.	0.43 in.	0.28 in.	3/4	0.24 in.	2.2 in.	0.25 in.	400	50
CL8-D38	3/8	0.18 in.	0.71 in.	0.43 in.	1 gauge	0.39 in.	2.78 in.	0.41 in.	400	50

CL6-D Cable type: copper, Maximum section: 5 AWG										
Color										Blue
										
Type	Ø Stud in.	Øi	B	M	E	N	L	d	Pack qty	Min. pack qty
CL6-D14	1/4	0.23 in.	0.45 in.	0.28 in.	5/8	0.24 in.	2.15 in.	0.25 in.	400	50
CL6-D141	1/4	0.23 in.	0.45 in.	0.28 in.	3/4	0.24 in.	2.26 in.	0.25 in.	400	50
CL6-D38	3/8	0.23 in.	0.71 in.	0.43 in.	1 gauge	0.39 in.	2.83 in.	0.41 in.	400	50
CL6-DN	12 gauge	0.23 in.	0.79 in.	0.55 in.	1 3/4	0.47 in.	3.78 in.	0.52 in.	400	50

CL4-D Cable type: copper, Maximum section: 3 AWG										
Color										Grey
										
Type	Ø Stud in.	Øi	B	M	E	N	L	d	Pack qty	Min. pack qty
CL4-D14	1/4	0.24 in.	0.49 in.	0.28 in.	5/8	0.24 in.	2.44 in.	0.25 in.	200	50
CL4-D141	1/4	0.24 in.	0.49 in.	0.28 in.	3/4	0.24 in.	2.56 in.	0.25 in.	200	50
CL4-D38	3/8	0.41 in.	0.71 in.	0.43 in.	1 gauge	0.39 in.	3.13 in.	0.41 in.	200	50
CL4-DN	1/2	0.24 in.	0.79 in.	0.55 in.	1 3/4	0.47 in.	4.07 in.	0.52 in.	200	50

CL3-D Cable type: copper, Maximum section: 3 AWG

Color

White



Type	Ø Stud in.	Øi	B	M	E	N	L	d	Pack qty	Min. pack qty
CL3-D38	3/8	0.28 in.	0.71 in.	0.43 in.	1 gauge	0.39 in.	0.77 in.	0.41 in.	200	50
CL3-DN	1/2	0.28 in.	0.83 in.	0.55 in.	1 3/4	0.47 in.	4.07 in.	0.52 in.	200	50

CL2-D Cable type: copper, Maximum section: 2 AWG

Color

Brown



Type	Ø Stud in.	Øi	B	M	E	N	L	d	Pack qty	Min. pack qty
CL2-D14	1/4	0.3 in.	0.67 in.	0.28 in.	5/8	0.24 in.	2.4 in.	0.24 in.	200	50
CL2-D141	1/4	0.3 in.	0.67 in.	0.28 in.	3/4	0.24 in.	2.52 in.	0.25 in.	200	50
CL2-D38	3/8	0.3 in.	0.75 in.	0.43 in.	1 gauge	0.39 in.	3.09 in.	0.41 in.	100	50
CL2-DN38	3/8	0.3 in.	0.75 in.	0.43 in.	1 3/4	0.39 in.	3.84 in.	0.41 in.	100	50
CL2-DN	1/2	0.3 in.	0.83 in.	0.55 in.	1 3/4	0.47 in.	4.04 in.	0.52 in.	100	50

CL1-D Cable type: copper, Maximum section: 1 AWG

Color

Green

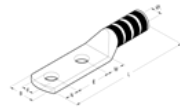


Type	Ø Stud in.	Øi	B	M	E	N	L	d	Pack qty	Min. pack qty
CL1-D14	1/4	0.35 in.	0.67 in.	0.28 in.	5/8	0.24 in.	2.48 in.	0.25 in.	200	50
CL1-D141	1/4	0.35 in.	0.67 in.	0.28 in.	3/4	0.24 in.	2.6 in.	0.25 in.	200	50
CL1-D38	3/8	0.35 in.	0.75 in.	0.43 in.	1 gauge	0.39 in.	3.17 in.	0.41 in.	100	25
CL1-DN	1/2	0.35 in.	0.83 in.	0.55 in.	1 3/4	0.47 in.	4.11 in.	0.52 in.	100	25

CL1/0-D Cable type: copper, Maximum section: 1/0 AWG

Color

Pink



Type	Ø Stud in.	Øi	B	M	E	N	L	d	Pack qty	Min. pack qty
CL1/0-D14	1/4	0.39 in.	0.75 in.	0.31 in.	5/8	0.28 in.	2.68 in.	0.25 in.	100	25
CL1/0-D141	1/4	0.39 in.	0.75 in.	0.31 in.	3/4	0.28 in.	2.8 in.	0.25 in.	100	25
CL1/0-D38	3/8	0.39 in.	0.79 in.	0.43 in.	1 gauge	0.39 in.	3.29 in.	0.41 in.	100	25
CL1/0-DN	1/2	0.39 in.	0.83 in.	0.55 in.	1 3/4	0.47 in.	4.23 in.	0.52 in.	100	25

CL2/0-D Cable type: copper, Maximum section: 2/0 AWG

Color

Black



Type	Ø Stud in.	Øi	B	M	E	N	L	d	Pack qty	Min. pack qty	Maximum distance from the hole to the edge
CL2/0-D14	1/4	0.44 in.	0.83 in.	0.31 in.	5/8	0.28 in.	2.99 in.	0.25 in.	60	30	0.63 in.
CL2/0-D141	1/4	0.44 in.	0.83 in.	0.31 in.	3/4	0.28 in.	3.11 in.	0.25 in.	60	30	
CL2/0-D38	3/8	0.44 in.	0.83 in.	0.43 in.	1 gauge	0.39 in.	3.6 in.	0.41 in.	60	30	
CL2/0-DN	1/2	0.44 in.	0.87 in.	0.55 in.	1 3/4	0.47 in.	4.55 in.	0.52 in.	60	30	

CL3/0-D Cable type: copper, Maximum section: 3/0 AWG

Color

Orange

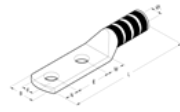


Type	Ø Stud in.	Øi	B	M	E	N	L	d	Pack qty	Min. pack qty
CL3/0-D141	1/4	0.49 in.	0.92 in.	0.31 in.	3/4	0.28 in.	3.23 in.	0.25 in.	60	30
CL3/0-D38	3/8	0.49 in.	0.92 in.	0.43 in.	1 gauge	0.39 in.	3.72 in.	0.41 in.	60	30
CL3/0-DN	1/2	0.49 in.	0.94 in.	0.55 in.	1 3/4	0.47 in.	4.67 in.	0.52 in.	60	30

CL4/0-D *Cable type: copper, Maximum section: 4/0 AWG*

Color

Purple



Type	Ø Stud in.	Øi	B	M	E	N	L	d	Pack qty	Min. pack qty
CL4/0-D141	1/4	0.53 in.	0.98 in.	0.53 in.	3/4	0.43 in.	3.7 in.	0.25 in.	50	25
CL4/0-D38	3/8	0.53 in.	0.98 in.	0.43 in.	1 gauge	0.39 in.	3.84 in.	0.41 in.	50	25
CL4/0-DN38	3/8	0.53 in.	0.98 in.	0.43 in.	1 3/4	0.39 in.	4.59 in.	0.41 in.	50	25
CL4/0-DN	1/2	0.53 in.	0.98 in.	0.55 in.	1 3/4	0.47 in.	4.78 in.	0.52 in.	50	25

CL250-D *Cable type: copper, Maximum section: 250 MCM*

Color

Yellow



Type	Ø Stud in.	Øi	B	M	E	N	L	d	Pack qty	Min. pack qty
CL250-D38	3/8	0.6 in.	1.12 in.	0.43 in.	1 gauge	0.39 in.	4.06 in.	0.41 in.	40	20
CL250-DN	1/2	0.6 in.	1.12 in.	0.55 in.	1 3/4	0.47 in.	5 in.	0.52 in.	40	20

CL300-D *Cable type: copper, Maximum section: 300 MCM*

Color

White

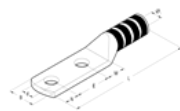


Type	Ø Stud in.	Øi	B	M	E	N	L	d	Pack qty	Min. pack qty
CL300-D38	3/8	0.66 in.	1.24 in.	0.51 in.	1 gauge	0.43 in.	4.57 in.	0.41 in.	30	15
CL300-DN	1/2	0.66 in.	1.24 in.	0.63 in.	1 3/4	0.55 in.	5.55 in.	0.52 in.	30	15

CL350-D *Cable type: copper, Maximum section: 350 MCM*

Color

Red

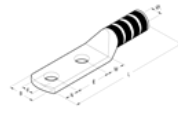


Type	Ø Stud in.	Øi	B	M	E	N	L	d	Pack qty	Min. pack qty
CL350-D141	1/4	0.69 in.	1.3 in.	0.51 in.	3/4	0.43 in.	4.31 in.	0.25 in.	30	15
CL350-D38	3/8	0.69 in.	1.3 in.	0.51 in.	1 gauge	0.43 in.	4.57 in.	0.41 in.	30	15
CL350-DN	12 gauge	0.69 in.	1.3 in.	0.63 in.	1 3/4	0.55 in.	5.55 in.	0.52 in.	30	15

CL400-D *Cable type: copper, Maximum section: 400 MCM*

Color

Blue



Type	Ø Stud in.	Øi	B	M	E	N	L	d	Pack qty	Min. pack qty
CL400-D141	1/4	0.76 in.	1.4 in.	0.51 in.	3/4	0.43 in.	4.67 in.	0.25 in.	20	10
CL400-D38	3/8	0.76 in.	1.4 in.	0.51 in.	1 gauge	0.43 in.	4.92 in.	0.41 in.	20	10
CL400-DN	1/2	0.76 in.	1.4 in.	0.63 in.	1 3/4	0.55 in.	5.91 in.	0.52 in.	20	10

CL500-D *Cable type: copper, Minimum section: 350 MCM, Maximum section: 500 MCM*

Color

Brown

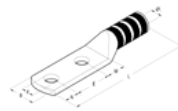


Type	Ø Stud in.	Øi	B	M	E	N	L	d	Pack qty	Min. pack qty
CL500-D141	1/4	0.83 in.	1.54 in.	0.51 in.	3/4	0.43 in.	4.7 in.	0.25 in.	20	10
CL500-D38	3/8	0.83 in.	1.54 in.	0.51 in.	1 gauge	0.43 in.	4.96 in.	0.41 in.	10	5
CL500-DN	1/2	0.83 in.	1.54 in.	0.63 in.	1 3/4	0.55 in.	5.94 in.	0.52 in.	10	5

CL600-D *Cable type: copper, Minimum section: 500 MCM, Maximum section: 600 MCM*

Color

Green

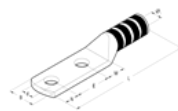


Type	Ø Stud in.	Øi	B	M	E	N	L	d	Pack qty	Min. pack qty
CL600-D38	3/8	0.93 in.	1.73 in.	0.79 in.	1 gauge	0.43 in.	5.89 in.	0.41 in.	20	5
CL600-DN	1/2	0.93 in.	1.73 in.	0.79 in.	1 3/4	0.55 in.	6.75 in.	0.52 in.	20	5

CL750-D *Cable type: copper, Maximum section: 750 MCM*

Color

Black



Type	Ø Stud in.	Øi	B	M	E	N	L	d	Pack qty	Min. pack qty
CL750-DN38	3/8	1.02 in.	1.89 in.	0.79 in.	1 gauge	0.43 in.	6.83 in.	0.41 in.	15	5
CL750-D38	3/8	1.02 in.	1.89 in.	0.79 in.	1 3/4	0.43 in.	6.08 in.	0.41 in.	15	5
CL750-DN	1/2	1.02 in.	1.89 in.	0.79 in.	1 3/4	0.55 in.	6.95 in.	0.52 in.	15	5