

INSULATED CHAIN TERMINALS CP-U

fork/spade terminals

The “CP” range of terminals has been designed to meet the increasing demands for improved safety and reliability of electrical connectors. Developed for use with production machinery, to give a quick and reliable crimped joint. The polycarbonate insulation, is a halogen free, self extinguishing (V = 0, as per UL Specification for flammability) thermoplastic material.

The unique funnel shaped entry of the insulation sleeve, guarantees total insertion of the conductor strands into the terminal barrel, creating a secure and reliable, electrical and mechanical connection.



Technical details

The connectors are manufactured from electrolytic Copper Cu-ETP CWO04A according to UNI EN 13599 and are tin plated with a minimum thickness of 3µm.

Main characteristics of the PC sleeves:


- >DIELECTRIC STRENGTH (KV/mm): > 30
- >VOLUME RESISTIVITY (Ω/cm): $>10^{16}$
- >MAX OPERATING TEMPERATURE ($^{\circ}C$): 115-130
- >FLAMMABILITY (UL-94): V0
- >DENSITY (g/cm^3): 1,2
- >WATER ABSORPTION (%): 0,15
- >BREAKING LOAD (N/mm^2): > 65

The connectors can be stored at a minimum temperature not below - 40°C.

Markings

Certified according to **EN 45545-2:2013** for Hazard Levels HL1 - HL2, requirement set R22 and for Hazard Levels HL1 - HL2 - HL3, requirement set R23

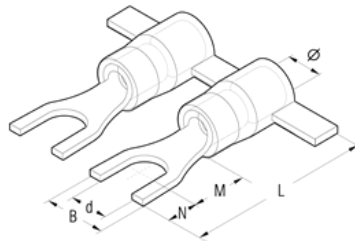
CERTIFICATES 

 2011/65/EU

INSULATED CHAIN TERMINALS CP-U

Technical characteristics

Easy entry	yes
Halogen Free	yes
UL94 class	V0
Min operating temperature range	-4 °F
Max operating temperature range	239 °F
Max operating temperature range (surge)	266 °F
Dimensional form	Fork/spade terminal
Material (Body)	ETP Copper electrolytically tinned
Material (Partially reinforced)	Polycarbonate



INSULATED CHAIN TERMINALS CP-U

List of products

CRP-U *Cable type: flexible copper, Minimum section: 22 AWG, Maximum section: 16 AWG*



Type	Color	Ø	B	M	N	L	d	Pack qty
CRP-U3	Red	0.16 in.	0.22 in.	0.22 in.	0.16 in.	0.65 in.	0.13 in.	2,000
CRP-U3.5	Red	0.16 in.	0.24 in.	0.26 in.	0.15 in.	0.8 in.	0.15 in.	2,000
CRP-U3.5/2	Red	0.16 in.	0.25 in.	0.26 in.	0.15 in.	0.8 in.	0.15 in.	2,000
CRP-U4	Red	0.16 in.	0.26 in.	0.3 in.	0.15 in.	0.84 in.	0.17 in.	2,000
CRP-U4/1	Red	0.16 in.	0.33 in.	0.3 in.	0.15 in.	0.84 in.	0.17 in.	2,000
CRP-U4/2	Red	0.16 in.	0.3 in.	0.3 in.	0.15 in.	0.84 in.	0.17 in.	2,000
CRP-U5	Red	0.16 in.	0.33 in.	0.3 in.	0.15 in.	0.84 in.	0.21 in.	2,000
CRP-U6	Red	0.16 in.	0.37 in.	0.32 in.	0.19 in.	0.9 in.	0.25 in.	2,000
CRP-U6/1	Red	0.16 in.	0.47 in.	0.36 in.	0.28 in.	1.04 in.	0.25 in.	2,000
CRP-U8	Red	0.16 in.	0.55 in.	0.39 in.	0.25 in.	1.04 in.	0.33 in.	2,000

CRP-U *Cable type: copper, Minimum section: 22 AWG, Maximum section: 16 AWG*



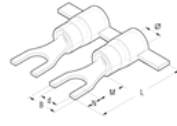
Type	Color	Ø	B	M	N	L	d	Pack qty
CRP-U3	Red	0.16 in.	0.22 in.	0.22 in.	0.16 in.	0.65 in.	0.13 in.	2,000
CRP-U3.5	Red	0.16 in.	0.24 in.	0.26 in.	0.15 in.	0.8 in.	0.15 in.	2,000
CRP-U3.5/2	Red	0.16 in.	0.25 in.	0.26 in.	0.15 in.	0.8 in.	0.15 in.	2,000
CRP-U4	Red	0.16 in.	0.26 in.	0.3 in.	0.15 in.	0.84 in.	0.17 in.	2,000
CRP-U4/1	Red	0.16 in.	0.33 in.	0.3 in.	0.15 in.	0.84 in.	0.17 in.	2,000
CRP-U4/2	Red	0.16 in.	0.3 in.	0.3 in.	0.15 in.	0.84 in.	0.17 in.	2,000
CRP-U5	Red	0.16 in.	0.33 in.	0.3 in.	0.15 in.	0.84 in.	0.21 in.	2,000
CRP-U6	Red	0.16 in.	0.37 in.	0.32 in.	0.19 in.	0.9 in.	0.25 in.	2,000
CRP-U6/1	Red	0.16 in.	0.47 in.	0.36 in.	0.28 in.	1.04 in.	0.25 in.	2,000
CRP-U8	Red	0.16 in.	0.55 in.	0.39 in.	0.25 in.	1.04 in.	0.33 in.	2,000

CBP-U Cable type: copper, Minimum section: 16 AWG, Maximum section: 14 AWG


Type	Color	Ø	B	M	N	L	Length of the hooked	d	Pack qty
CBP-U3	Blue	0.19 in.	0.22 in.	0.22 in.	0.16 in.	0.77 in.		0.13 in.	1,750
CBP-U3.5	Blue	0.19 in.	0.25 in.	0.26 in.	0.15 in.	0.8 in.		0.15 in.	1,750
CBP-U4	Blue	0.19 in.	0.26 in.	0.3 in.	0.15 in.	0.84 in.		0.17 in.	1,750
CBP-U4/1	Blue	0.19 in.	0.33 in.	0.3 in.	0.15 in.	0.84 in.		0.17 in.	1,750
CBP-U4/2	Blue	0.19 in.	0.3 in.	0.3 in.	0.15 in.	0.84 in.		0.17 in.	1,750
CBP-U5	Blue	0.19 in.	0.33 in.	0.3 in.	0.15 in.	0.84 in.		0.21 in.	1,750
CBP-U6	Blue	0.19 in.	0.19 in.	0.32 in.	0.19 in.	0.9 in.		0.25 in.	1,750
CBP-U4/3L	Blue	0.18 in.	0.26 in.			0.57 in.	0.37 in.	0.17 in.	1,750

CBP-U Cable type: flexible copper, Minimum section: 16 AWG, Maximum section: 15 AWG


Type	Color	Ø	B	M	N	L	Length of the hooked	d	Pack qty
CBP-U3	Blue	0.19 in.	0.22 in.	0.22 in.	0.16 in.	0.77 in.		0.13 in.	1,750
CBP-U3.5	Blue	0.19 in.	0.25 in.	0.26 in.	0.15 in.	0.8 in.		0.15 in.	1,750
CBP-U4	Blue	0.19 in.	0.26 in.	0.3 in.	0.15 in.	0.84 in.		0.17 in.	1,750
CBP-U4/1	Blue	0.19 in.	0.33 in.	0.3 in.	0.15 in.	0.84 in.		0.17 in.	1,750
CBP-U4/2	Blue	0.19 in.	0.3 in.	0.3 in.	0.15 in.	0.84 in.		0.17 in.	1,750
CBP-U5	Blue	0.19 in.	0.33 in.	0.3 in.	0.15 in.	0.84 in.		0.21 in.	1,750
CBP-U6	Blue	0.19 in.	0.19 in.	0.32 in.	0.19 in.	0.9 in.		0.25 in.	1,750
CBP-U4/3L	Blue	0.18 in.	0.26 in.			0.57 in.	0.37 in.	0.17 in.	1,750

CGP-U Cable type: flexible copper, Minimum section: 12 AWG, Maximum section: 10 AWG


Type	Color	Ø	B	M	N	L	d	Pack qty
CGP-U3.5	Yellow	0.26 in.	0.3 in.	0.33 in.	0.15 in.	1.04 in.	0.15 in.	1,250
CGP-U4	Yellow	0.26 in.	0.3 in.	0.31 in.	0.17 in.	1.04 in.	0.17 in.	1,750
CGP-U5	Yellow	0.26 in.	0.37 in.	0.31 in.	0.17 in.	1.04 in.	0.21 in.	1,750
CGP-U6	Yellow	0.26 in.	0.39 in.	0.43 in.	0.22 in.	1.2 in.	0.25 in.	1,750

CGP-U Cable type: copper, Minimum section: 12 AWG, Maximum section: 10 AWG


Type	Color	Ø	B	M	N	L	d	Pack qty
CGP-U3.5	Yellow	0.26 in.	0.3 in.	0.33 in.	0.15 in.	1.04 in.	0.15 in.	1,250
CGP-U4	Yellow	0.26 in.	0.3 in.	0.31 in.	0.17 in.	1.04 in.	0.17 in.	1,750
CGP-U5	Yellow	0.26 in.	0.37 in.	0.31 in.	0.17 in.	1.04 in.	0.21 in.	1,750
CGP-U6	Yellow	0.26 in.	0.39 in.	0.43 in.	0.22 in.	1.2 in.	0.25 in.	1,750