

REINFORCED DISCONNECT TERMINALS KF-F

female connectors, fully reinforced with copper sleeve insulated terminals

'KF-' type terminals are designed to offer improved mechanical and electrical integrity under heavy-duty application.

This is achieved via a Copper sleeve located between the Brass barrel and Polyamide insulation of the terminal.

The funnel shape of this sleeve is designed to provide 'easy entry' of stranded conductor by smoothing the internal path. Then, during crimping, the insulation of the conductor is integrated into the crimp due to the Copper sleeve being deformed around it to maintain the level of 'grip' required in applications subject to continuous mechanical vibrations (e.g: mobile plant, vehicles, moving components).



Technical details:

The connectors are manufactured from brass P-Cu Zn 30 UNI 4895/1962 (corresponding to: Cu Zn 30 DIN 17660/1974 ; Cu Zn 30 NF A51-101/1977) full the IEC 760 requirements

The reinforcement tube is made of copper SF Cu DIN 1787/1973, F25

Main characteristics of the PA6.6 sleeve:

DIELECTRIC STRENGTH (kV/mm) : >16,5

VOLUME RESISTIVITY (Ω /cm) : >10¹³

MAX OPERATING TEMPERATURE (°C) : 105

FLAMMABILITY' (UL-94) : V-2


DENSITY (g/cm³) : 1,14

WATER ABSORPTION (%) : 1,5

BREAKING LOAD (N/mm²) : 77

"KF-" type terminals can be stored at a minimum temperature not below - 40°C.

CERTIFICATES 

 2011/65/EU

REINFORCED DISCONNECT TERMINALS **KF-F**





Technical characteristics






Halogen Free	yes
Min operating temperature range	-4 °F
Max operating temperature range	221 °F
Max operating temperature range (surge)	230 °F
Dimensional form	Female terminal
Material (Body)	Electrolytically tin-plated brass
Material (Fully reinforced)	ETP Copper electrolytically tinned
Material (Partially reinforced)	Polyamide PA6.6






REINFORCED DISCONNECT TERMINALS KF-F




List of products

RKF-F Cable type: flexible copper, Minimum section: 22 AWG, Maximum section: 16 AWG						
Type	Color	Width	Height of the hooked	Pack qty	Min. pack qty	
RKF-F305	Red	0.11 in.	0.02 in.	3,500	100	
RKF-F308	Red	0.11 in.	0.03 in.	3,500	100	
RKF-F405	Red	0.19 in.	0.02 in.	3,000	100	
RKF-F408	Red	0.19 in.	0.03 in.	3,000	100	
RKF-F608	Red	0.25 in.	0.03 in.	2,500	100	


RKF-F Cable type: copper, Minimum section: 22 AWG, Maximum section: 16 AWG						
Type	Color	Width	Height of the hooked	Pack qty	Min. pack qty	
RKF-F305	Red	0.11 in.	0.02 in.	3,500	100	
RKF-F308	Red	0.11 in.	0.03 in.	3,500	100	
RKF-F405	Red	0.19 in.	0.02 in.	3,000	100	
RKF-F408	Red	0.19 in.	0.03 in.	3,000	100	
RKF-F608	Red	0.25 in.	0.03 in.	2,500	100	

BKF-F Cable type: copper, Minimum section: 16 AWG, Maximum section: 14 AWG						
Type	Color	Width	Height of the hooked	Pack qty	Min. pack qty	
BKF-F405	Blue	0.19 in.	0.02 in.	3,000	100	
BKF-F408	Blue	0.19 in.	0.03 in.	3,000	100	
BKF-F608	Blue	0.25 in.	0.03 in.	2,000	100	


BKF-F Cable type: flexible copper, Minimum section: 16 AWG, Maximum section: 15 AWG

Type	Color	Width	Height of the hooked	Pack qty	Min. pack qty	
BKF-F405	Blue	0.19 in.	0.02 in.	3,000	100	
BKF-F408	Blue	0.19 in.	0.03 in.	3,000	100	
BKF-F608	Blue	0.25 in.	0.03 in.	2,000	100	


GK-F Cable type: flexible copper, Minimum section: 16 AWG, Maximum section: 15 AWG

Type	Color	Width	Height of the hooked	Pack qty	Min. pack qty	
GK-F608P	Yellow	0.25 in.	0.03 in.	1,000	100	

GK-F Cable type: flexible copper, Minimum section: 12 AWG, Maximum section: 10 AWG

Type	Color	Width	Height of the hooked	Pack qty	Min. pack qty	
GK-F608	Yellow	0.25 in.	0.03 in.	1,500	100	

GK-F Cable type: copper, Minimum section: 12 AWG, Maximum section: 10 AWG

Type	Color	Width	Height of the hooked	Pack qty	Min. pack qty	
GK-F608	Yellow	0.25 in.	0.03 in.	1,500	100	
GK-F608P	Yellow	0.25 in.	0.03 in.	1,000	100	